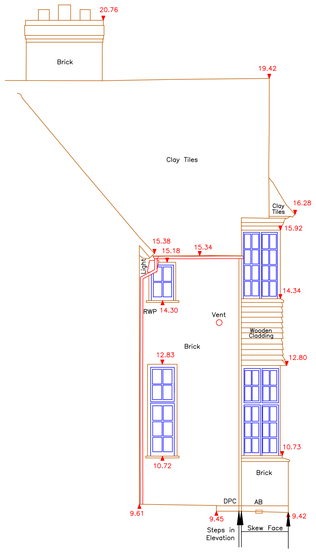

5.00m above Ordnance Datum

ELEVATION 3

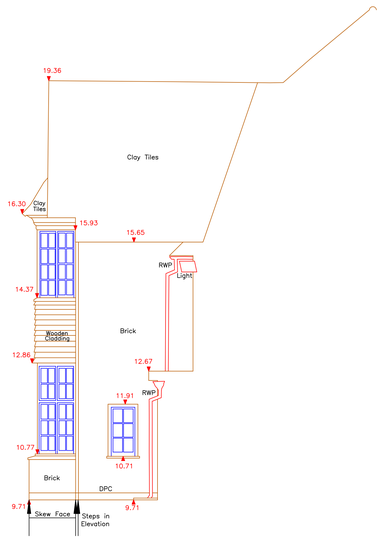

5.00m above Ordnance Datum

ELEVATION 4

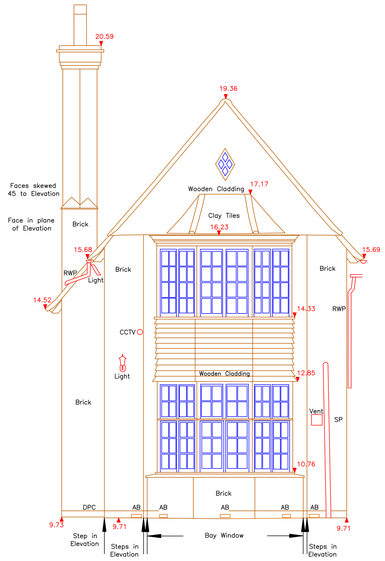

5.00m above Ordnance Datum

ELEVATION 5

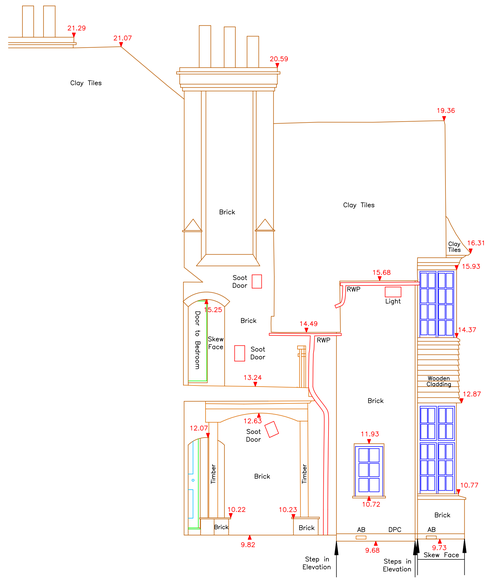

5.00m above Ordnance Datum

ELEVATION 6

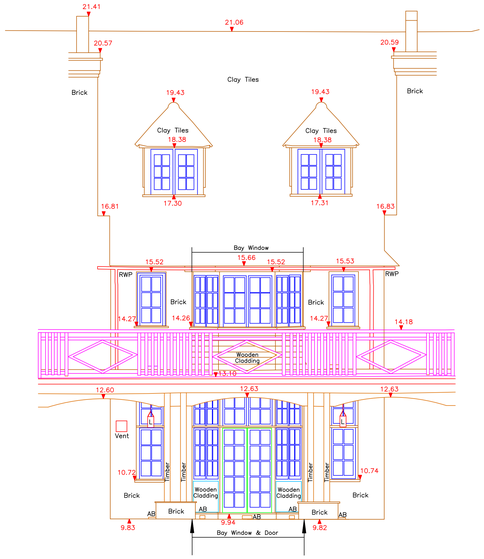

5.00m above Ordnance Datum

ELEVATION 7

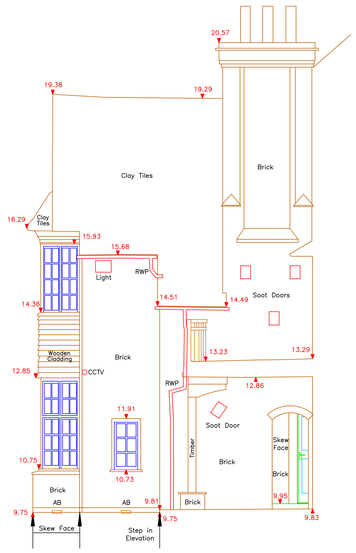

5.00m above Ordnance Datum

ELEVATION 8

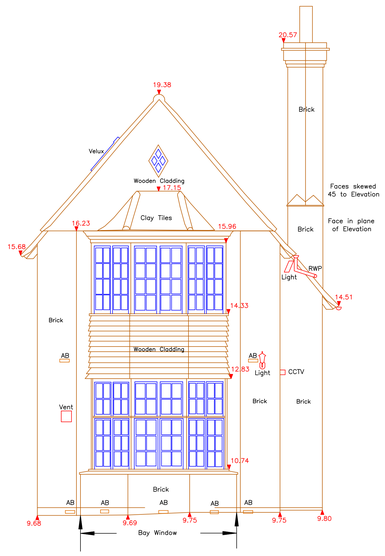

5.00m above Ordnance Datum

ELEVATION 9

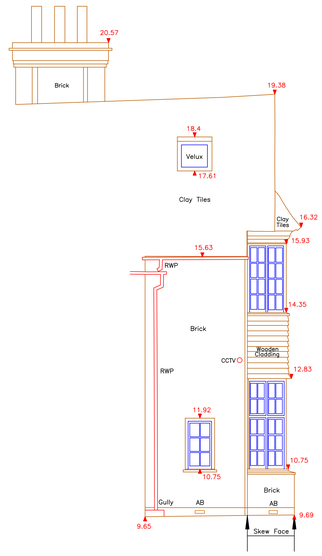

5.00m above Ordnance Datum

ELEVATION 10

STANDARD ABBREVIATIONS

A/C	Air Conditioner	JB	Junction Box
AH	Arch Height	KO	Kerb Outlet
ASH	Arch Spring Height	L	Light
B	Bollard	LB	Litter Bin
BGP	Break Glass Point	LP	Lamp Post
BH	Bore Hole	LV	Level Valve
Bh	Borehole	Mh	Manhole
BRW	Brick Retaining Wall	Mkr	Marker
BS	Box Stop	NB	Notice Board
BSL	Beam Soffit Level	OBF	Open Boarded Fence
BT	British Telecom	OH	Overhead
BW	Brick Wall	OSBM	Ordnance Survey Bench Mark
CCTV	Closed Circuit IC	P	Post
CBF	Close Boarded Fence	PB	Pillar Box
Chy	Chimney	PGM	Permanent Ground Marker
CIF	Corrugated Iron Fence	PM	Parking Meter
CL	Cover Level	PRF	Post and Rail Fence
CLF	Chain Link Fence	PS	Paving Stones
Conc	Concrete	QT	Quarry Tiles
CoW	Cattle cattle	R	Reducer
CPF	Concrete Post Paling Fence	RBM	Revised Bench Mat
CPS	Concrete Paving Slabs	RE	Rodding Eye
CTv/JB	Cable Television Junction Box	RG	Road Gully
Cup	Cupboard	RS	Road Sign
d	depth	RSJ	Rolled Steel Joist
DC	Dust Cover	RWP	Rain Water Pipe
DH	Dust Height	s	spread
DP	Down Pipe	SB	Sign Board
DR	Doorway/Arch	SBM	Surveyor Bench Mark
EC	Electrical Inspection Cover	SC	Stop Cock
EP	Electricity Pole	SH	Sill to Head Height
ER	Earthing Rod	SL	Sump Level
ESG	Electrical Switchgear	Sk	Skylight
FA	Fire Alarm	SO	Smoke Outlet
FB	Flower Bed	SP	Soil Pipe
FC	Fire Extinguisher	SpH	Springing Height
FH	Fire Hydrant	Sv	Stop Valve
FHR	Fire Hose Reel	T	Telephone
FL	Floor Level	TBM	Temporary Bench Mark
Ft	Floodlight	TCB	Telephone Call Box
FS	Floor to Window Sill Height	TCP	Traffic Control Post
g	girth	TIC	Telephone Inspection Cover
G	Gully	TJB	Telephone Junction Box
GC	Gas Cock	TL	Traffic Light
GM	Gas Meter	TLCB	Traffic Light Control Box
GV	Gas Valve	TP	Telephone Pole
h	height	Typ	Typical
HB	Hand Basin	V	Vent
IC	Inspection Cover	VP	Vent Pipe
IL	Invert Level	WH	Water Heater
IRF	Iron Railing Fence	WM	Water Meter
IRS	Illuminated Road Sign	WP	Waste Pipe

OTHER ABBREVIATIONS

LEGEND

2.70	FLOOR TO CEILING HEIGHT.
(2.70)	FLOOR TO FALSE CEILING HEIGHT.
	ALL ARROWS POINT UP UNLESS OTHERWISE STATED
	SLOPING CEILING ARROWS POINT UP
	FLOORBOARD DIRECTION
0.2/3/5	TRUNK DIAMETER/CANOPY DIAMETER/ ESTIMATED HEIGHT OF TREES, IN METRES

UNLESS OTHERWISE STATED, DRAINAGE PIPES ARE 100mm DIAMETER.

DUE TO THE INHERENT INSTABILITY OF PAPER MATERIALS, DRAWINGS PLOTTED ON PAPER MAY BE STRETCHED AND DISTORTED. DIMENSIONS SCALED FROM PAPER PLOTS SHOULD THEREFORE BE TREATED WITH CAUTION.

DRAWING ISSUE STATUS

Issue	Details	By	Date

SHEET LAYOUT

THIS SURVEY HAS BEEN CARRIED OUT TO AN ACCURACY CONSISTENT WITH A PRESENTATION SCALE OF 1:50. INTERROGATED DIMENSIONS WILL BE WITHIN THE TOLERANCE ASSOCIATED WITH THIS AND SMALLER SCALES ONLY.

ALL LEVELS ARE IN METRES, RELATED TO ARBITRAY DATUM BASED UPON VALUE 10.00m.

THE SURVEY GRID SHOWN ON THIS DRAWING USES A LOCAL ORIGIN AND IS ORIENTATED ARBITRARILY.

DRAWING UNITS ARE METRES.

ELEVATION EXAMPLES

ELEVATION EXAMPLES

ELEVATIONS

SURVEYED AND DRAWN BY

Davies Stephenson Partnership
12 High Street
Gravenhurst
Bedfordshire
MK45 4HY

Tel: 01462 711686
Mobile: 07729 323000
email: Nick@davidrdavies.co.uk

PRESENTATION SCALE	1:50 @ A0		
DATE OF ISSUE	3rd May 2023		
JOB No.	12345	CHECKED	DRD
DRAWING No.	12345-1	ISSUE	