

STANDARD ABBREVIATIONS

AH	Arch Height	S	Sill
BH	Beam Height	SCe	Sloping Ceiling
BSL	Beam Soffit Level	SH	Sill to Head Height
Chy	Chimney	Slt	Skylight
Cup	Cupboard	Spr	Springer Height
FL	Floor Level	TBM	Temporary Bench Mark
FS	Floor to Window Sill Height	V	Vent
G	Gully	VP	Vent Pipe
GM	Gas Meter	WH	Water Heater
GV	Gas Valve	WM	Water Meter
H	Head	WV	Water Valve
HB	Hand Basin		
O/H	Overhead		
OSBM	Ordnance Survey Bench Mark		
Rad	Radiator		
RDM	Recessed Door Mat		
RWP	Rain Water Pipe		

LEGEND

- FLOOR TO CEILING HEIGHT/CEILING SOFFIT LEVEL
- FLOOR TO FALSE CEILING HEIGHT/FALSE CEILING SOFFIT LEVEL
- ALL ARROWS POINT UP UNLESS
- SLOPING CEILING ARROWS POINT UP
- FLOORBOARD DIRECTION

DUE TO THE INHERENT INSTABILITY OF PAPER MATERIALS, DRAWINGS PLOTTED ON PAPER MAY BE STRETCHED AND DISTORTED. DIMENSIONS SCALED FROM PAPER PLOTS SHOULD THEREFORE BE TREATED WITH CAUTION.

DRAWING ISSUE STATUS

Issue	Details	By	Date

UNLESS OTHERWISE STATED, DRAINAGE PIPES ARE 100mm DIAMETER.

THIS SURVEY HAS BEEN CARRIED OUT TO AN ACCURACY CONSISTENT WITH A PRESENTATION SCALE OF 1:50. INTERROGATED DIMENSIONS WILL BE WITHIN THE TOLERANCE ASSOCIATED WITH THIS AND SMALLER SCALES ONLY.

ALL LEVELS ARE IN METRES, RELATED TO ORDNANCE DATUM BASED UPON OSBM VALUE 126.59m.

THE SURVEY GRID SHOWN ON THIS DRAWING USES A LOCAL ORIGIN AND IS ORIENTATED ARBITRARILY.

DRAWING UNITS ARE METRES.

CROSS SECTION EXAMPLE

CROSS SECTION EXAMPLE

CROSS SECTIONS

SURVEYED AND DRAWN BY

Davies Stephenson Partnership
12 High Street
Gravenhurst
Bedfordshire
MK45 4HY



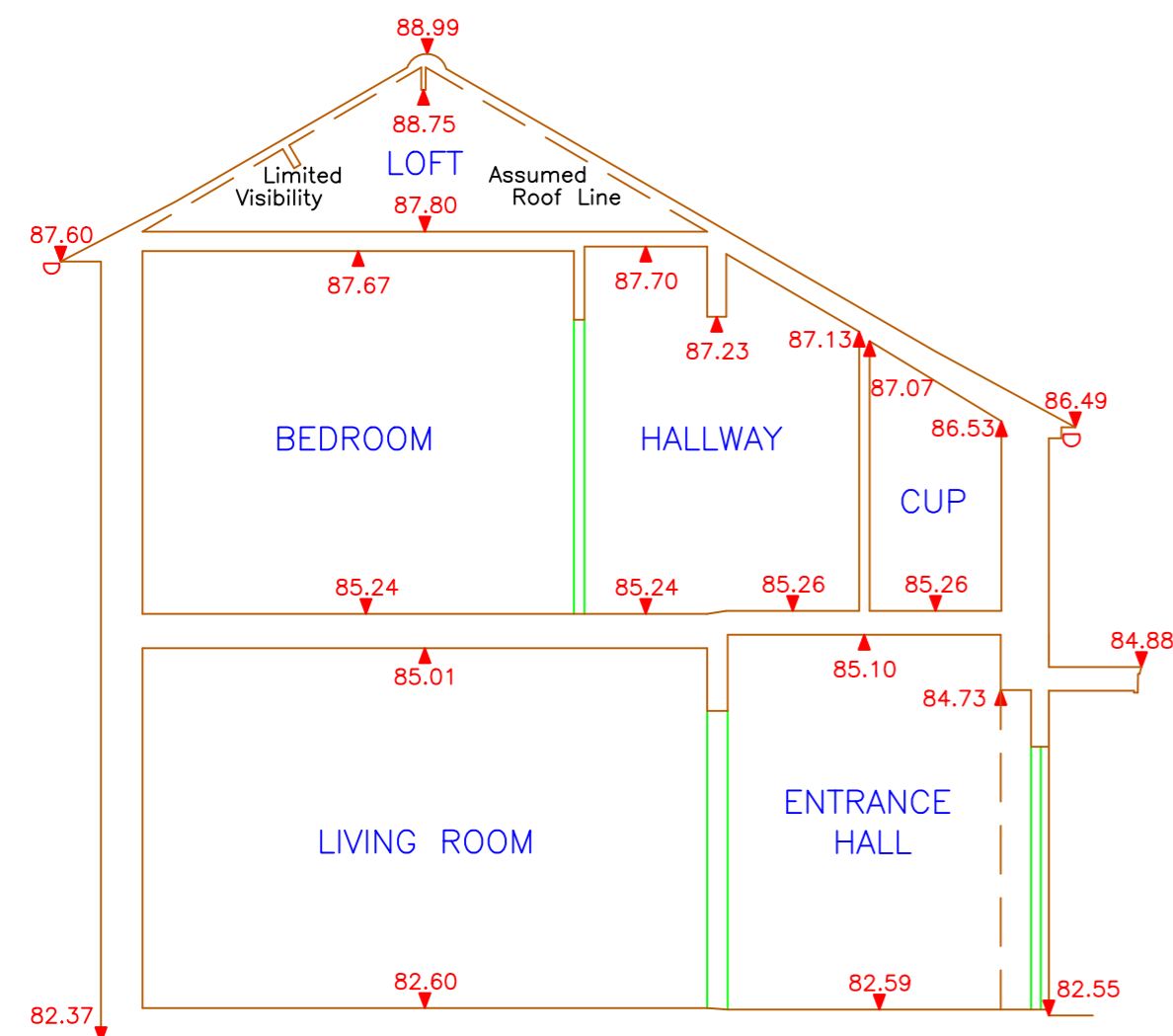
Tel: 01462 711686
Mobile: 07729 323000
email: Nick@dpsurveys.com

PRESENTATION SCALE **1:50 @ A2**

DATE OF ISSUE 3rd May 2023

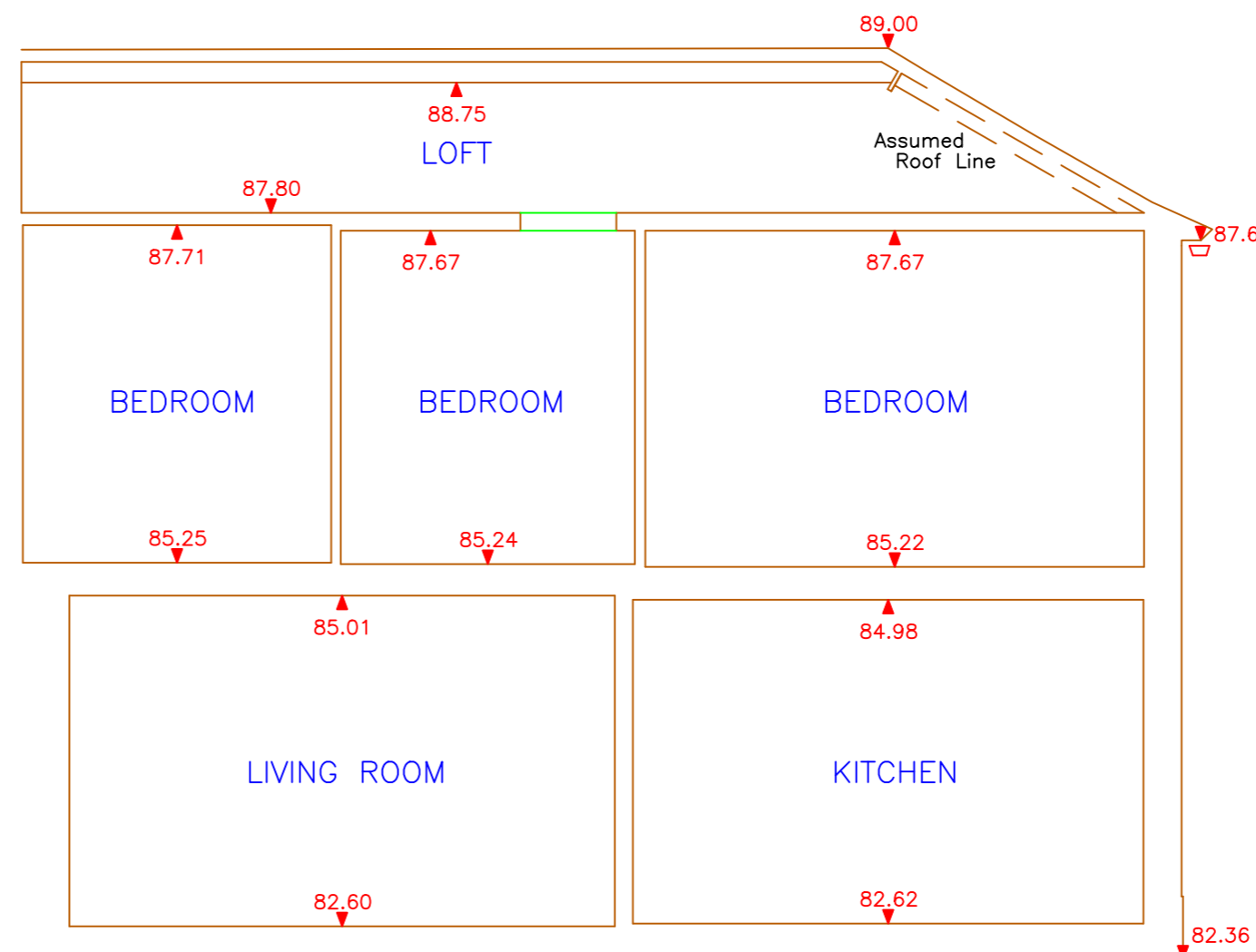
JOB No. 12345 CHECKED DRD

DRAWING No. **12345-1** ISSUE



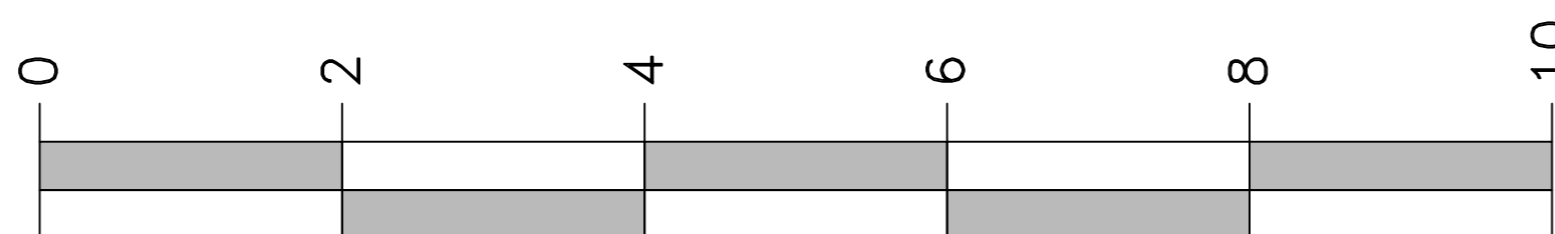
80.00m above Ordnance Survey datum

CROSS SECTION 'A'



80.00m above Ordnance Survey datum

CROSS SECTION 'B'



Scale m